



ARRL The national association for
AMATEUR RADIO™

Quickstart Guide

for All Hams

Compliments of ARRL and Our Business Partners



Chris, K0CAO, enjoys operating FM with a portable antenna from the summit of La Plata Peak in Colorado.

Photo by Matt Ormsby, K7MWD

All Electronics Corp. – www.allelectronics.com
Page 17

ARRL – www.arrl.org
Cover II, Page 5, 17, 19

Bencher, Inc. – www.bencher.com
Page 9

Buddipole Antennas – www.buddipole.com
Page 23

CheapHam.com – www.cheapham.com
Page 17

Command Productions – www.commandproductions.com
Page 9

EasyLog/J.B. Sims Services, LLC – www.easylog.com
Page 17

Elecraft – www.elecraft.com
Page 5

EZ Hang – www.ezhang.com
Page 5

hamcity.com – www.hamcity.com
Cover IV

HAMPLAQUES.COM/GIFTS4HAMS.COM –
www.hamplaques.com
Page 17

HamTestOnline – www.hamtestonline.com
Page 9

HRO – www.hamradio.com
Page 10, 11

ICOM America – www.icomamerica.com
Cover III, Page 14, 15, 27, 28

New Ham Store – www.newhamstore.com
Page 25

RT Systems – www.rtsystemsinc.com
Page 23

SecondHandRadio – www.SecondHandRadio.com
Page 9

Ten Tec – www.tentec.com
Page 19

TG Electronics – www.tgelectronics.org
Page 17

Total Radio Service – www.totalradioservice.com
Page 5

W5YI – www.w5yi.org
Page 13

Yaesu USA – www.vertexstandard.com
Page 1, 2, 3, 6, 7, 21

Get Started

Get Involved

Get On the Air

ARRL's "Basic" Book Series

Get the Entire Set!

Basic Antennas

Understanding Practical Antennas and Design

For something that is often so simple to make, an antenna is remarkably difficult for many people to understand. That's unfortunate, because for many radio systems the antenna is one of the most important elements, one that can make the difference between a successful and an unsuccessful system.

Basic Antennas is a comprehensive introduction to antennas—basic concepts, practical designs, and details of easy-to-build antennas. You'll learn how to make antennas that *really* work! This book will provide a foundation in antenna theory and design necessary for anyone undertaking more advanced topics.

ARRL Order No. 9994 \$29.95*

NEW
Second
Edition

Basic Radio

Understanding the Key Building Blocks

An introduction to radio **FOR EVERYONE!**—what it does and how it does it. *Basic Radio* reveals the key building blocks of radio:

receivers; transmitters; antennas; propagation and their applications to telecommunications; radionavigation; and radiolocation. It includes simple, build-it-yourself projects to turn theory into practice.

ARRL Order No. 9558 \$29.95*

Basic Electronics

A Step-by-Step Guide to Electricity, Electronics, and Simple Circuits

You don't have to be an engineer or a math whiz to enjoy the thrill of experimenting with electronic circuits! *Understanding Basic Electronics*, second edition, is written in a friendly easy-to-understand style that beginners and nontechnical readers will enjoy. Real-world examples and clear illustrations make the study of electronics interesting and fun. Now including digital electronics!

ARRL Order No. 0823

Special ARRL Member Price! Only \$29.95* (regular \$32.95)

Offer valid for a limited time.

*Shipping and Handling charges apply. Sales Tax is required for orders shipped to CA, CT, VA, and Canada. Prices and product availability are subject to change without notice.



ARRL The national association for **AMATEUR RADIO™**

225 Main Street, Newington, CT 06111-1494 USA

SHOP DIRECT or call for a dealer near you.

ONLINE WWW.ARRL.ORG/SHOP

ORDER TOLL-FREE 888/277-5289 (US)

QG 6/2010

The Hottest Field Gear Anywhere!



HF/VHF/UHF Portable Operation
Just Got a Lot More Powerful!

FT-897D **TCXO** **DSP** **60 m Band**

HF/50/144/430 MHz
100 W All Mode Transceiver (144 MHz 50 W/430 MHz 20 W)



HF/VHF/UHF Multimode Mobile Transceiver,
now Including Built-in DSP

FT-857D **DSP** **60 m Band**

HF/50/144/430 MHz
100 W All Mode Transceiver (144 MHz 50 W/430 MHz 20 W)

Automatic Matching for FT-897/857 Series Transceivers




FC-40
Automatic-Matching 200-Memory
Antenna Tuner (160 m ~ 6 m Band)

WATERPROOF

Mobile Auto-Resonating 7~430 MHz for FT-897/857 Series Transceivers



ATAS-120A
Active Tuning
Antenna System
(no separate tuner required)



VHF/UHF
Base RadialKit
ATBK-100 for
ATAS-120A.



REAL PERFORMANCE,
REALLY PORTABLE

FT-817ND

HF/50/144/430 MHz
5 W All Mode Transceiver (AM 1.5 W)

60 m Band

ATAS-25 ATAS MICRO
Manually-Tuned Portable Antenna




For the latest Yaesu news, visit us on the Internet:
<http://www.vertexstandard.com>

Specifications subject to change without notice. Some accessories and/or options may be standard in certain areas. Frequency coverage may differ in some countries. Check with your local Yaesu Dealer for specific details.

YAESU
Choice of the World's top DX'ersSM

Vertex Standard
US Headquarters
10900 Walker Street
Cypress, CA 90630 (714)827-7600

The Totally New - Advanced Dual Band Mobile Radio

5.2" x 1.6" Large dot matrix (264 x 64 dots) LCD display

GPS / APRS® / Bluetooth® Features



NEW
144/(220)* /430 MHz 50 W
FM Dual Band Transceiver
FTM-350R

*220 MHz 1W (USA Version only)

NEW Large (5.2" x 1.6"/130 x 40 mm) dot matrix (264 x 64 dots) LCD display for comfortable viewing for night and day. Choose your favorite LCD display from 8 vibrant color options

NEW The Display Control Head is designed for easy separation from the main RF power unit built by tough aluminum die-cast; 10ft control cable included (Optional 20ft control cable available)

NEW Multi-purpose Global Positioning System display (with optional FGPS-1 GPS Receiver and Antenna. Optional FGPS-2 External GPS Receiver and Antenna is also available)

NEW Compatible with the worldwide standard data-communications system, APRS®, and SmartBeaconing™ capabilities

NEW Huge memory channel management capability!
500 Independent Memory channels
+ 9 Programmable Band Limit Memory Scan channels
+ 1 Rewritable Preferred channel for each L and R Band

NEW 3 Speaker System
(including Built-in Dual Speakers on the rear of the Control Head for FM Broadcast in Stereo!)

Exclusive Dual Band AF Monitor for listening to FM/AM broadcast and monitoring ham bands as well

Exclusive Built-in Barometric Pressure Sensor

Screen Example



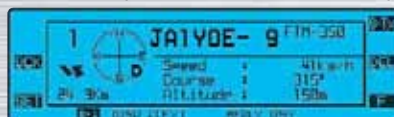
Dual Band (Spectrum Scope function)



Navigation (with GPS antenna unit attached)



Mono Band (Spectrum Scope function)



APRS®



Barometer



Timer

* APRS® is a registered trademark of Bob Bruninga WB4APR.
* SmartBeaconing™ from HamHUD Nichetronix

Specifications subject to change without notice. Some accessories and/or options may be standard in certain areas. Frequency coverage may differ in some countries. Check with your local Yaesu Dealer for specific details.

For the latest Yaesu news, visit us on the Internet:
<http://www.vertexstandard.com>

YAESU
Choice of the World's top DX'ers™

Vertex Standard
US Headquarters
10900 Walker Street
Cypress, CA 90630 (714)827-7600

Heavy-Duty FM Dual Band Mobile with Exceptionally Wide Receiver Coverage*

*108 to 520 MHz/ 700 to 999.99 MHz (Cellular blocked)

- Large Backlit LCD Display for easy operation
- Stable RF Power (50 Watts VHF / 45 Watts UHF)
- Reliable performance in harsh environments
- 5 ppm Frequency Stability (-4° F to +140° F)
- 1000 Memory Channels for serious users
- Yaesu Unique Power Saving Circuit Design Minimizes Vehicle Battery Drain

• Separation Kit for Remote Mounting (optional separation kit YSK-7800 requires)


The King of Mobile

- Massive Heatsink guarantees 75 Watts of Solid RF Power with No Cooling Fan Needed
- Loud 3 Watts of Audio Output for noisy environments
- Large 6 Digit Backlit LCD for excellent visibility
- 200 Memory Channels for serious users



50 W 2 m/70 cm* DUAL BAND FM TRANSCEIVER
*70 cm 45 W
FT-7900R
Size: 5.5" (W) x 1.6" (H) x 6.6" (D) / Weight: 2.2 lb

2m/70cm
DUAL BAND



2m
MONO BAND

HEAVY-DUTY 75 W 2 m FM TRANSCEIVER
FT-2900R
Size: 6.3" (W) x 2.0" (H) x 7.3" (D) / Weight: 4.0 lb

55 WATTS



ULTRA RUGGED 55 W 2 m FM TRANSCEIVER
FT-1900R
Size: 5.5" (W) x 1.6" (H) x 5.8" (D) / Weight: 2.2 lb

2m
MONO BAND

Best Selling, Reliable Mobile

- 55 Watts of Solid RF Power within a compact footprint
- Loud 3 Watts of Audio Output Power for noisy environments
- Large 6 Digit Backlit LCD for excellent visibility
- 200 Memory Channels for serious users

For the latest Yaesu news, visit us on the Internet:
<http://www.yaesu.com>

Specifications subject to change without notice. Some accessories and/or options may be standard in certain areas. Frequency coverage may differ in some countries. Check with your local Yaesu Dealer for specific details.

YAESU
Choice of the World's top DX'ersSM
Vertex Standard
US Headquarters
10900 Walker Street
Cypress, CA 90630 (714)827-7600

FM and Repeaters: Leave the Static Behind

A Great Way to Enjoy Conversations On the Go

By Steve Ford, WB8IMY
Editor

Do you remember learning about FM while you studied for your license? If not, here is a refresher course in five paragraphs.

FM stands for *frequency modulation*. When you modulate a signal, you change it in a way that allows it to carry information—voices, data, images or whatever. With FM, we take a signal and modulate it by shifting its frequency back and forth.

The great advantage of FM is found in how it is received. An FM receiver *d*emodulates a signal by looking for frequency shifts. Most of the noise in our environment is *not* frequency modulated. So, the FM receiver extracts the information from the FM signal and, by default, leaves out most (or all) of the noise. The result is a clean signal without static crashes, sputtering motor noises and so on. That's why FM has long been the best choice for high-fidelity audio broadcasting (although that is changing now that digital audio broadcasting and satellite radio have appeared). It is also the reason why hams enjoy using FM—signals are clear and noise is nonexistent.

For every advantage there is a disadvantage, and FM is no exception. An FM receiver requires a strong signal for *full quieting* (noise free) reception. Anything less than the required strength results in noise, and the weaker the signal, the greater the noise. In fact, it is quite difficult to understand voices when an FM signal becomes weak.

Because of this disadvantage, FM is best for local use where distances are relatively short and signals are strong. FM is a poor choice for long-distance work. In fact, it is so poor that under weak signal conditions, direct point-to-point *simplex* communication can be a challenge. With directional antennas, substantial output power and no tall obstacles between them, two stations can enjoy an FM contact with clear signals over 50 miles or more. Add buildings or hills, however, and the effective distance decreases.

The solution for limited FM range is to build an automated station with lots of power, a sensitive receiver and great antennas. Put that station on



This tower supports the antennas for the KC7RJK repeater on 145.5 MHz in Eugene, Oregon. With these highly elevated antennas, the repeater enjoys wide coverage.

Photo by KC7RJK

top of the nearest mountain or skyscraper (or elevate its antennas with a tall tower) and use it to relay FM signals throughout the entire area. Such Amateur Radio relay stations exist by the *thousands* throughout the United States and they are known as *repeaters*.

Repeaters

A repeater is similar to any other Amateur Radio station—it uses a transmitter, a receiver and an antenna. The magic is in the fact that the receiver and transmitter in a repeater are on different frequencies and the output of the receiver is fed to the input of the transmitter. Thus, everything that the receiver hears is retransmitted *simultaneously* (“repeated”) by the transmitter. A repeater effectively listens and “talks” at the same time! In communication circles, this is known as operating *full duplex*.

Of course, your radio's receiver and transmitter are also tuned to different frequencies (the opposite of those on the repeater). Your radio transmits on the repeater's *input* frequency and receives on the repeater's *output* frequency. The same is true of the station you are talking to. The result is that the repeater is your conversational middleman—it listens to you and relays everything you say to the other station *while you are saying it*. When it's the other station's turn to talk, the repeater does the same for him, listening to everything and retransmitting to you.

Thanks to the repeater, a conversation that might have otherwise been impossible is now possible. A repeater greatly extends the range of your radio. In the case of a handheld transceiver, it may expand it from a few miles to tens or even hundreds of miles.

Frequency offset—the difference between the frequency on which the repeater hears and transmits—varies by repeater band. On 144 MHz the common offset is 600 kHz; on 222 MHz it's 1.6 MHz and on 450 MHz it's 5 MHz. This frequency separation is generally built into a modern transceiver's memory so it's transparent to the user. The radio chooses the offset depending upon which band is selected.

A repeater system may also include connections to receiver and transmitter combinations on other bands. For example, a 2-meter repeater linked to the 70-cm band may receive on 147.69 MHz and transmit on 147.09, while it also receives on 449.625 and transmits on 444.625. If a signal is present on 147.69 or on 449.625, it is retransmitted on both 147.09 and 444.625. These *crosslinked* repeaters may include coverage for several bands. Such systems are capable of operating on all bands at all times, or can be set up to have remote control selectability for the various links.

Special Tones

More often than not, especially in today's operating environment, you will find open repeaters that require the use of special codes or low-frequency *subaudible tones* to gain access. The reason for tone encoding the access is to prevent interference, not to limit users of the system. In cases where extraneous transmissions often activate the repeater, the use of tone encoding is the only practical way to resolve the problem. How is access to these repeaters controlled? Most often, via a technique called *continuous tone-controlled squelch system* (CTCSS). (Many hams refer to CTCSS as *PL*—a Motorola trademark that stands for *Private Line*.) When a transmitter is configured for CTCSS, it sends a subaudible tone along with the transmitted voice or other signals. The frequency of the CTCSS tone is below the lowest audio frequency other stations will pass to their speakers, but it's sensed by a suitably equipped repeater. The repeater is programmed to respond only to carriers that send the proper tone. This effectively locks out signals that don't


Continued on Page 8

Who Builds Repeaters?


Repeaters are expensive devices. The equipment alone can cost thousands of dollars. When you add the cost to rent space on a building or tower, and the expense of supplying electricity and possibly a telephone line or Internet connection, you're looking at serious money. Individuals can and do own repeaters, but most of these systems are sponsored and financed by ham clubs.

In most cases, you don't need to be a member of the sponsoring club to use their repeater. If you find that you are operating through a particular repeater quite a bit, however, it is a good idea to join the club that supports it. There are more than 2000 ARRL Affiliated Clubs, many of which sponsor repeaters. You can find an Affiliated Club near you by searching on the ARRLWeb at www.arrl.org.


More Frequency Privileges Means More Fun!



The ARRL General Class License Manual
ARRL Order No. 9965
Only \$24.95*



ARRL's General Q&A
ARRL Order No. 9957
Only \$17.95*



ARRL General Class Course for Ham Radio Licensing
Book with CD-ROM
ARRL Order No. 1387
Only \$74.95*

Reach Your Next Goal Upgrade Today!



*plus shipping and handling

ARRL The national association for **AMATEUR RADIO™**
SHOP DIRECT or call for a dealer near you.
ONLINE WWW.ARRL.ORG/SHOP
ORDER TOLL-FREE 888/277-5289 (US)

QG 6/2010

Don't Just Operate... Build - Learn - Explore



Mini-module Kits

Great for first-time builders! This collection of miniature, practical station accessories includes antenna baluns, a dummy load, signal generators, and other test/alignment modules. See our web site for full list and details.



The K3

No other rig in this price class comes close to the K3's performance. It provides state-of-the-art performance as a primary home station, yet its size and weight make it ideal for DXpeditions, RV operation, and Field Day. Both Kit and Factory Assembled.



The K2

A multiband HF transceiver with features and performance that meets or exceeds those of many high-end factory-assembled HF transceivers!



The K1

A compact, high-performance 4 (K1-4) or 2 (K1-2) band CW transceiver kit that's easy to build. A great choice for first-time kit builders!



The KX1

An ultra-light, multi-band, transceiver with an internal battery and an automatic antenna tuner. This "CW-station-in-a-box" is a backpacker's dream!



ELECRAFT®

Elecraft is a registered trademark of Elecraft, Inc.

www.elecraft.com • 831-662-8345
P.O. Box 69, Aptos, California 95001-0069

HANG YOUR NEXT WIRE ANTENNA THE EZ HANG WAY



7,900
sold around the world without one dissatisfied customer!

Everything you need custom designed EZ Hang Unit, EZ Winder, spare spool, and four extra weights: \$99.95 + \$9.05 (US) S&H.

The only patented device on the market, with a one year unlimited warranty.

540-286-0176

www.ezhang.com

EZ HANG

32 Princess Gillian Ct.
Fredericksburg, VA 22406



TOTAL RADIO SERVICE



Wouxun®

FCC Certified

Dual Band HT

High Power, Light Weight and Durable

Introductory Price

\$129 (limited time only)

Standard Accessories

Li-ion Battery Pack
Drop-in Charger
Belt Clip
High Gain Antenna
Hand Strap

MFJ
Dealer

US Distributor ■ US Warranty

1-800-585-7710

www.totalradioservice.com

A TECHNOLOGY BREAKTHROUGH

New Advanced VX-8 Series GPS/APRS® Handheld Transceivers Choose the Yaesu that meets your APRS® operating preferences in the field

50/144/(222)*430 MHz
FM 5 W/AM 1W (50 MHz) Triple Band Handheld
VX-8DR * 222 MHz/1.5 W (USA version)
(7.4V 1,100 mAh Lithium Ion battery/FNB-101LI and battery charger/NC-86A included)



Actual Size

144/430 MHz
FM 5 W Dual Band Handheld
VX-8GR
(7.4V 1,100 mAh Lithium Ion battery/FNB-101LI and battery charger/NC-86A included)



Actual Size

VX-8DR **NEW**

All-in-one Prestigious Tri-band Transceiver
Bluetooth® for hands-free Operation with optional accessories
Waterproof/Submersible IPX 7 rated - 3 ft for 30 minutes

VX-8GR **NEW**

144/430 MHz Dual Band Transceiver with GPS unit included
Built-in GPS Antenna - Waterproof
Wide Band Receive for 108-999 MHz (Cellular blocked - US Version)



Optional GPS and antenna unit for GPS/APRS® operation



The optional GPS Antenna Unit FGPS-2 attached to the optional speaker Microphone MH-74A7A



Attached to the radio (microphone input) using the optional GPS Antenna Adapter CT-136



Supports APRS® communication by the Built-in Worldwide Standard AX.25 Data TNC

The VX-8 series radios are compatible with the world wide standard APRS® (Automatic Packet reporting System) using the GPS system to locate and exchange position information.

- SmartBeaconing™ Function
- Memories to list 50 stations
- Memories to store 30 APRS® messages
- DIGI-PATH routing indication function
- 8 DIGI-PATH routing settings
- GPS Compass Display - "Heading Up" or "North Up"
- APRS® Symbol Icon pre-set function
- Clearly displayed APRS® Beacon Messages
- Selective Message Received indicated by Flashing LED

APRS® is a registered trademark of Bob Bruninga WB4APR. SmartBeaconing™ from HamHUD Nichetronix

For the latest Yaesu news, visit us on the Internet:
<http://www.yaesu.com>

Specifications subject to change without notice. Some accessories and/or options may be standard in certain areas. Frequency coverage may differ in some countries. Check with your local Yaesu Dealer for specific details.

YAESU
Choice of the World's top DX'ersSM

Vertex Standard US Headquarters
10900 Walker Street Cypress, CA 90630 (714) 827-7600

Introducing the Yaesu FT-950 transceiver for DX enthusiasts

Superb receiver performance

Direct lineage from the legendary FT DX 9000 and FT-2000



HF/50 MHz 100 W Transceiver
FT-950

"The Best of the Best Just Got Better"
Introducing the new FT-950 Series with PEP-950 (Performance Enhancement Program)



COMPACT HF/50 MHz TRANSCEIVER WITH IF DSP
HF/50 MHz 100 W All Mode Transceiver
FT-450 Automatic Antenna Tuner ATU-450 optional
FT-450AT With Built-in ATU-450 Automatic Antenna Tuner
Compact size : 9" X 3.3" x 8.5" and Light weight : 7.9 lb



HF/VHF/UHF Portable Operation
Just Got a Lot More Powerful!
FT-897D **TCXO** **DSP** **60 m Band**
HF/50/144/430 MHz 100 W All Mode Transceiver
(144 MHz 50 W/430 MHz 20 W)



HF/VHF/UHF Multimode Mobile Transceiver,
now Including Built-in DSP
FT-857D **DSP** **60 m Band**
HF/50/144/430 MHz 100 W All Mode Transceiver
(144 MHz 50 W/430 MHz 20 W)




Real Performance, Really Portable
FT-817ND **60 m Band**
HF/50/144/430 MHz
5 W All Mode Transceiver (AM 1.5 W)

Automatic Matching for FT-897/857/450 Series Transceivers



FC-40
Automatic-Matching
200-Memory Antenna Tuner
(160 m ~ 6 m Band) **WATERPROOF**

Mobile Auto-Resonating 7~430 MHz for FT-897/857/450 Series Transceivers



ATAS-120A
Active Tuning
Antenna System
(no separate tuner required)

VHF/UHF
Base Radial Kit
ATBK-100 for
ATAS-120A.

AIAS MICRO ATAS-25 Manually-Tuned Portable Antenna



For the latest Yaesu news, visit us on the Internet:
<http://www.vertexstandard.com>

Specifications subject to change without notice. Some accessories and/or options may be standard in some areas. Frequency coverage may differ in some countries. Check with your local Yaesu dealer for specific details.

YAESU
Choice of the World's top DX'ers™

Vertex Standard
US Headquarters
10900 Walker Street
Cypress, CA 90630 (714)827-7600

FM and Repeaters: Leave the Static Behind

Continued from Page 4

carry the correct CTCSS tone. Modern VHF and UHF transceivers include the necessary circuitry to generate CTCSS tones, so if you know the one you need, you can simply program it on your rig.

Alphanumeric names are used to designate the tones, and the Electronic Industries Alliance (EIA) has developed 50 standard CTCSS tone frequencies. A list of current CTCSS tones is shown in **Table 1**.

Finding a Repeater

To use a repeater, you must know one exists. There are various ways to find a repeater. Modern transceivers often include a scan mode that searches for activity. Some transceivers will even place active frequencies in their memories automatically.

There are also several very good listings (both written and software based) that can provide you with all the information available for repeaters in your area. The ARRL publishes *The ARRL Repeater Directory*, an annual, comprehensive listing of repeaters throughout the US, Canada and other parts of the world. The ARRL also publishes *TravelPlus*, a map-based CD-ROM that allows you to trace your proposed route on a color map and print a list of repeaters along the way. In addition to simply identifying local repeater activity, these directories are perfectly suited for finding repeaters during vacations and business trips. You can find more information or place an order on the ARRLWeb at

Table 1

CTCSS Tone Frequencies

The purpose of CTCSS (PL) is to reduce co-channel interference. CTCSS-equipped repeaters respond only to signals that include the CTCSS tone required for that repeater.

When using CTCSS, your radio will transmit these very low audio tones while you are talking, but no one will hear them except the repeater. Publications such as the *ARRL Repeater Directory* list the CTCSS tones used by specific repeater systems. If you're in doubt, ask a local ham.

The tone frequencies shown are in hertz (Hz)

67.0	85.4	107.2	131.8	159.8	177.3	196.6	225.7
69.3	88.5	110.9	136.5	162.2	179.9	199.5	229.1
71.9	91.5	114.8	141.3	165.5	183.5	203.5	233.6
74.4	94.8	118.8	146.2	167.9	186.2	206.5	241.8
77.0	97.4	123.0	151.4	171.3	189.9	210.7	250.3
79.7	100.0	127.3	156.7	173.8	192.8	218.1	254.1
82.5	103.5						

www.arrl.org. Once you find a repeater to use, take some time to listen and familiarize yourself with its operating procedures.

Your First Transmission

If the repeater is quiet, pick up your microphone, press the switch, and transmit your call sign.

For example, "This is W1VT monitoring."

This advises others on frequency that you have joined the system and are available to talk. After you stop transmitting, the repeater sends an unmodulated carrier for a couple of seconds to let you know it is working. Chances are that if anyone wishes to make contact they will call you at this time. Some repeaters have specific rules for making yourself heard, but usually your call sign is all you need.

If you want to join a conversation already in progress, transmit your call sign during a break between transmissions. The station that transmits next should acknowledge you. Don't use the word BREAK to join a conversation. BREAK generally suggests an emergency and indicates that all stations should stand by for the station with emergency traffic.

If you want to see if your buddy across town is on the air, call him like this:

"N1ND this is W1VT."

If the repeater is active, but the conversation in progress sounds as though it's about to end, be patient and wait until it's over before calling another station. If the conversation sounds like it's going to continue for a while, transmit your call sign between transmissions. After one of the other hams acknowledges you, politely ask to make a quick call on the repeater. Usually, the other stations will allow you this brief interruption. Make your call short. If your friend responds to your call, ask him to move to a simplex frequency or another repeater, or to stand by until the present conversation is over. Thank the other users for letting you interrupt them to place your call.

Brevity

Always try to keep transmissions as short as possible. Short transmissions permit more people to use the repeater. All repeaters promote this practice by having timers that shut down the repeater temporarily whenever the length of a

transmission exceeds a preset time limit. With this in the back of their minds, most users keep their transmissions brief. When a long-winded ham causes a repeater to shut down, this is known as *timing out* the repeater and it is usually embarrassing.

Learn the length of the repeater's timer and stay well within its limits. The length may vary with each repeater; some are as short as 15 seconds and others are as long as three minutes. Some repeaters vary their timer length depending on the amount of traffic on frequency: the more traffic, the shorter the timer. Another purpose of a repeater timer is to prevent extraneous signals (or someone accidentally sitting on the PTT button on their mobile microphone) from holding the repeater on the air continuously. This could potentially cause damage to the repeater's transmitter.

Because of the nature of FM radio, if more than one signal is on the same frequency at one time, it creates a muffled buzz or an unnerving squawk. If two hams try to talk on a repeater at once, the resulting noise is known as a *double*. If you're in a roundtable conversation, it's easy to lose track of which station is next in line to talk. There's one simple solution to eradicate this problem forever: *Always pass off to another ham by name or call sign.* Saying, "What do you think, Jennifer?" or "Go ahead, N1TDY" will eliminate confusion and help avoid doubling. Try to hand off to whomever is next in the queue, although picking out anyone in the roundtable is better than just tossing the repeater up for grabs and inviting chaos!

The key to professional-sounding FM repeater operation is to be brisk and to the point, and to leave plenty of room for others. That's why some repeaters include a *courtesy tone* or *courtesy beep*. You'll hear it when a station stops transmitting—the repeater pauses slightly, and then beeps. You are not supposed to begin talking until you hear the beep. This forces everyone to pause between transmissions to allow another station to break in. If you do transmit before hearing the courtesy tone, the repeater's timer won't reset. The result can be an embarrassing *time out!*

"Nobody Talks to Me!"

As a new ham you may find that the repeater stays awfully quiet after you say that you are "monitoring." You've announced your presence, so why won't anyone talk to you?

Part of the problem is timing. Repeaters are most active when people are traveling to and from work in the early morning and late afternoon. At other times, and on weekends, there aren't as many stations listening.

The other issue is social. Remember that repeaters are often placed on the air by clubs and they are used for local or regional communication, usually among club members and others who have formed friendships over months and years. As the new person on the repeater, you are a stranger. Some people are reluctant to strike up conversations with people they don't know well, so they may not respond to your invitation to chat.

The solution to the timing problem is to simply use the repeater when it is most active. That's easy. The social problem is a bit harder to solve, but it *can* be solved. You need to attend club meetings. Shake some hands and introduce yourself. Ask questions (veteran hams enjoy answering questions). Volunteer to assist in club activities. By doing all these things, you'll gradually shed your "stranger" label and become part of the group, and a well-known voice on the air.



EARN MORE MONEY Get your dream job!

Be an FCC Licensed Wireless Technician!

Make up to \$100,000 a year and more with NO college degree

Learn Wireless Communications and get your
"FCC Commercial License" with our
proven Home-Study Course!

- No need to quit your job or go to school.
- This course is easy, fast and low cost.
- No previous experience needed!
- Learn at home in your spare time!



Move to the front of the employment line in Radio-TV,
Communications, Avionics, Radar, Maritime and more...
even start your own business!

Call now for FREE info

800-932-4268

ext. 204

Or, email us:

fcc@CommandProductions.com

COMMAND PRODUCTIONS

Warren Weagant's FCC License Training

P.O. Box 3000, Dept. 204 • Sausalito, CA 94966

Please rush FREE info immediately!

NAME: _____

ADDRESS: _____

CITY/STATE/ZIP: _____

You may fax your request to: 415-332-1901



used - surplus - obsolete - buy - sell - swap - all for free

no fees - no commissions - it's free!

www.SecondHandRadio.com

electronic or electrical - find it here - sell it here

- Hams
- Hobbyists
- Retail
- Commercial

HamTestOnline™

Online courses for the ham radio exams

- Quick, easy way to learn. Pass with high scores after:
 - 10 hours study for the Technician exam.
 - 20 hours study for the General exam.
 - 30 hours study for the Extra exam.
- Total learning system:
 - Study materials — so you learn, not memorize.
 - Question drill keeps you awake.
 - Cyber-tutor tracks your progress and drills weak areas.
- Online system, study when you want, at your own pace.
- Rated 4.9 out of 5 in 100+ user reviews on eHam.net!
- Guaranteed — pass the exam or get a full refund!

www.hamtestonline.com

Where in the world will you find a Butternut antenna?

Just about anywhere!



Whether it's for your main home station antenna, a DXpedition antenna, or the portable antenna you use with your mobile-home, your Butternut is ready to deliver big antenna performance in an efficient, reliable, compact design. Used in over 160 countries throughout the world and on countless DXpeditions.

Every ham needs at least one!

Butternut verticals are
available to cover
all bands from
160 to 6 meters

Check our web site
www.bencher.com
for the full line of finely
crafted Butternut and
Bencher products.

Bencher Butternut

241 Depot Street
Antioch, IL 60002

Call or write for Free color brochure

847-838-3195

Fax: 847-838-3479

12 STORE BUYING POWER



AT HOME OR ON THE GO, MAKE IT ICOM!



IC-7800 All Mode Transceiver

- 160-6M @ 200W • Four 32 bit IF-DSPs + 24 bit AD/DA converters • Two completely independent receivers • +40dBm 3rd order intercept point • Now with 3rd roofing filter



IC-7600 All Mode Transceiver

- 100W HF/6m Transceiver, gen cov. receiver • Dual DSP 32 bit • Three roofing filters- 3, 6, 15kHz • 5.8 in WQVGA TFT display • Hi-res real time spectrum scope



IC-7700 Transceiver. The Contester's Rig

- HF + 6m operation • +40dBm ultra high intercept point • IF DSP, user defined filters • 200W output power full duty cycle • Digital voice recorder



IC-9100[†] The All-Round Transceiver

- HF/50MHz 144/430 (440) MHz and 1200MHz*² coverage • 100W on HF/50/144MHz, 75W on 430 (440) MHz, 10W on 1200MHz*² • Double super-heterodyne with image rejection mixer • satellite mode operation



IC-718 HF Transceiver

- 160-10M* @ 100W • 12V Operation • Simple to Use • CW Keyer Built-in • One Touch Band Switching • Direct frequency input • VOX Built-in • Band stacking register • IF shift • 101 memories



IC-7200 HF Transceiver

- HF + 6m radio, 160-6M • 100W • Simple & tough with IF DSP • AGC Loop Management • Digital IF Filter • Digital Twin PBT • Digital Noise Reduction • Digital Noise Blanker • USB Port for PC Control



IC-7000 All Mode Transceiver

- **For the love of ham radio!** • 160 - 10M, 6M @ 100W (40W AM), 2M @ 50W (20W AM), 70CM @ 35W (14W AM), all continually adjustable • 2x DSP • Digital IF filters • Digital voice recorder • 2.5" color TFT display • 503 memory channels • Remote control mic



IC-208H Dual Band Mobile

- 55 watts VHF (2M), 50 watts UHF (70CM) • Wide band RX (Cellular blocked on US versions) • 500 alphanumeric memories • CTCSS/DTCS encode/decode w/tone scan • Detachable remote head • DMS w/linking banks



IC-V8000 2M Mobile Transceiver

- 75 watts • Dynamic Memory Scan (DMS) • CTCSS/DCS encode/decode w/tone scan • Weather alert • Weather channel scan • 200 alphanumeric memories

*This device has not been approved by the Federal Communications Commission. This device may not be sold or leased, or be offered for sale or lease, until approval of the FCC has been obtained.
[†]Except 60M Band. ^{**}Frequency coverage may vary. Refer to owner's manual for exact specs. ^{***}Tested to survive after being under 1m of water for 30 minutes.
^{**}When connected to an external GPS. ^{**}Optional UX-9100 required. The Icom logo is a registered trademark of Icom Inc. 50221



ANAHEIM, CA
 (Near Disneyland)
 933 N. Euclid St., 92801
 (714) 533-7373
(800) 854-6046
 Janet, KL7MF, Mgr.
anaheim@hamradio.com

BURBANK, CA
 1525 W. Magnolia Bl., 91506
 (818) 842-1786
(877) 892-1748
 Eric, K6EJC, Mgr.
 Magnolia between
 S. Victory & Buena Vista
burbank@hamradio.com

OAKLAND, CA
 2210 Livingston St., 94606
 (510) 534-5757
(877) 892-1745
 Mark, W17YN, Mgr.
 I-880 at 23rd Ave. ramp
oakland@hamradio.com

SAN DIEGO, CA
 5375 Kearny Villa Rd., 92123
 (858) 560-4900
(877) 520-9623
 Jose, XE2SJB, Mgr.
 Hwy. 163 & Claremont Mesa
sandiego@hamradio.com

SUNNYVALE, CA
 510 Lawrence Exp. #102
 94085
 (408) 736-9496
(877) 892-1749
 Jon, K6WV, Mgr.
 So. from Hwy. 101
sunnyvale@hamradio.com

NEW CASTLE, DE
 (Near Philadelphia)
 1509 N. Dupont Hwy., 19720
 (302) 322-7092
(800) 644-4476
 Chuck, N1UC, Mgr.
 RT.13 1/4 mi., So. I-295
delaware@hamradio.com

PORTLAND, OR
 11705 S.W. Pacific Hwy.
 97223
 (503) 598-0555
(800) 765-4267
 Leon, W7AD, Mgr.
 Tigard-99W exit
 from Hwy. 5 & 217
portland@hamradio.com

DENVER, CO
 8400 E. Iliff Ave. #9, 80231
 (303) 745-7373
(800) 444-9476
 John WØIG, Mgr.
denver@hamradio.com

PHOENIX, AZ
 10613 N. 43rd Ave., 85029
 (602) 242-3515
(800) 559-7388
 Gary, N7GJ, Mgr.
 Corner of 43rd Ave. & Peoria
phoenix@hamradio.com

ATLANTA, GA
 6071 Buford Hwy., 30340
 (770) 263-0700
(800) 444-7927
 Mark, KJ4VO, Mgr.
 Doraville, 1 mi. no. of I-285
atlanta@hamradio.com

WOODBRIIDGE, VA
 (Near Washington D.C.)
 14803 Build America Dr.
 22191
 (703) 643-1063
(800) 444-4799
 Steve, W4SHG, Mgr.
 Exit 161, I-95, So. to US 1
virginia@hamradio.com

SALEM, NH
 (Near Boston)
 224 N. Broadway, 03079
 (603) 898-3750
(800) 444-0047
 Peter, K11M, Mgr.
 Exit 1, I-93;
 28 mi. No. of Boston
salem@hamradio.com

CALL TOLL FREE

Phone Hours: 9:30 AM - 5:30 PM
 Store Hours: 10:00 AM - 5:30 PM
 Closed Sun.

Toll free, incl. Hawaii, Alaska, Canada; call routed to nearest store; all HRO 800-lines can assist you. If the first line you call is busy, you may call another.

West.....800-854-6046
 Mountain.....800-444-9476
 Southeast.....800-444-7927
 Mid-Atlantic...800-444-4799
 Northeast.....800-644-4476
 New England..800-444-0047

Look for the
 HRO Home Page
 on the
 World Wide Web
<http://www.hamradio.com>

AZ, CA, CO, GA,
 VA residents add
 sales tax. Prices,
 specifications,
 descriptions,
 subject to change
 without notice.

12 STORE BUYING POWER



HAM RADIO OUTLET

WORLDWIDE DISTRIBUTION

D-STAR: GET IN ON HAM'S GROWING DIGITAL WAVE!



IC-1 1.2GHz Transceiver

- 10 watts • 100 alphanumeric memories • Wireless internet/network access capable • High speed digital data, digital voice, and analog FM communication • PC control via USB port • Analog FM mode available



IC-880H D-STAR Analog + Digital Dual Bander

- D-STAR DV mode operation • DR (D-STAR repeater) mode • Free software download • GPS A mode for easy D-PRS operation • One touch reply button (DV mode) • Wideband receiver



IC-2200H 2M Mobile Transceiver

- 65W Output • Optional D-STAR format digital operation & NMEA Compatible GPS interface • CTCSS/DTCS encode/decode w/ tone scan • 207 Alphanumeric memories • Weather alert



D-STAR Rack Stack Repeaters

- 2M/70cm/1.2 GHz • Call HRO today for the latest on D-STAR Repeaters! Available Now!



IC-2820H Dual Band FM Transceiver

- D-STAR & GPS upgradeable 2M/70CM • 50/15/5W RF Output Levels • RX: 118-173.995, 375-549.995, 810-999.99 MHz** • Analog/Digital Voice with GPS (optional UT-123) • 500 Alphanumeric Memories



Turn your Icom D-STAR handheld into a GPS ready unit!

- HM-175GPS works with the IC-92AD
- HM-189GPS works with the IC-80AD

IC-V82/U82

2M Transceiver

- 2M @ 7W • Optional D-STAR format digital operation features include callsign calling, up to 20 character text message, & position exchange** • CTCSS/DTCS encode/decode w/ tone scan • Also available in a sport version and a 70CM version (IC-U82)



IC-80AD

D-STAR Analog + Digital Dual Bander

- D-STAR DV mode operation • DR (D-STAR repeater) mode • Free software download • GPS A mode for easy D-PRS operation

IC-92AD

Analog + Digital Dual Bander

- 2M/70CM @ 5W • Wide-band RX 495 kHz - 999.9 MHz** • 1304 alphanumeric memories • Dualwatch capability • IPX7 Submersible***



IC-T70A

Dual Band FM Transceiver

- 2M + 70CM • 5/2.5/0.5 Watts Output Power • RX: 136-174, 400-479 MHz** • 302 Alphanumeric Memory Channels • 700mW Loud Audio • Ni-MH 7.2V/1400mAh Battery



ANAHEIM, CA

(Near Disneyland)
933 N. Euclid St., 92801
(714) 533-7373
(800) 854-6046
Janet, KL7MF, Mgr.
anaheim@hamradio.com

BURBANK, CA

1525 W. Magnolia Bl., 91506
(818) 842-1786
(877) 892-1748
Eric, K6EJC, Mgr.
Magnolia between
S. Victory & Buena Vista
burbank@hamradio.com

OAKLAND, CA

2210 Livingston St., 94606
(510) 534-5757
(877) 892-1745
Mark, W17YN, Mgr.
I-880 at 23rd Ave. ramp
oakland@hamradio.com

SAN DIEGO, CA

5375 Kearny Villa Rd., 92123
(858) 560-4900
(877) 520-9623
Jose, XE2SJB, Mgr.
Hwy. 163 & Claremont Mesa
sandiego@hamradio.com

SUNNYVALE, CA

510 Lawrence Exp. #102
94085
(408) 736-9496
(877) 892-1749
Jon, K6WV, Mgr.
So. from Hwy. 101
sunnyvale@hamradio.com

NEW CASTLE, DE

(Near Philadelphia)
1509 N. Dupont Hwy., 19720
(302) 322-7092
(800) 644-4476
Chuck, N1UC, Mgr.
RT.13 1/4 mi., So. I-295
delaware@hamradio.com

PORTLAND, OR

11705 S.W. Pacific Hwy.
97223
(503) 598-0555
(800) 765-4267
Leon, W7AD, Mgr.
Tigard-99W exit
from Hwy. 5 & 217
portland@hamradio.com

DENVER, CO

8400 E. Iliff Ave. #9, 80231
(303) 745-7373
(800) 444-9476
John W0IG, Mgr.
denver@hamradio.com

PHOENIX, AZ

10613 N. 43rd Ave., 85029
(602) 242-3515
(800) 559-7388
Gary, N7GJ, Mgr.
Corner of 43rd Ave. & Peoria
phoenix@hamradio.com

ATLANTA, GA

6071 Buford Hwy., 30340
(770) 263-0700
(800) 444-7927
Mark, KJ4VO, Mgr.
Doraville, 1 mi. no. of I-285
atlanta@hamradio.com

WOODBRIIDGE, VA

(Near Washington D.C.)
14803 Build America Dr.
22191
(703) 643-1063
(800) 444-4799
Steve, W4SHG, Mgr.
Exit 161, I-95, So. to US 1
virginia@hamradio.com

SALEM, NH

(Near Boston)
224 N. Broadway, 03079
(603) 898-3750
(800) 444-0047
Peter, K1IM, Mgr.
Exit 1, I-93,
28 mi. No. of Boston
salem@hamradio.com

*Except 60M Band. **Frequency coverage may vary. Refer to owner's manual for exact specs. ***Tested to survive after being under 1m of water for 30 minutes. **When connected to an external GPS. **Optional UX-9100 required. The Icom logo is a registered trademark of Icom Inc. 50222

CALL TOLL FREE

Phone Hours: 9:30 AM - 5:30 PM
Store Hours: 10:00 AM - 5:30 PM
Closed Sun.

Toll free, incl. Hawaii, Alaska, Canada; call routed to nearest store; all HRO 800-lines can assist you, if the first line you call is busy, you may call another.

West.....800-854-6046
Mountain.....800-444-9476
Southeast.....800-444-7927
Mid-Atlantic....800-444-4799
Northeast.....800-644-4476
New England...800-444-0047

Look for the
HRO Home Page
on the
World Wide Web
<http://www.hamradio.com>

AZ, CA, CO, GA,
VA residents add
sales tax. Prices,
specifications,
descriptions,
subject to change
without notice.

Build a Portable Ground Plane Antenna

**Need a Better Antenna for Your Handheld Radio?
Here's the Answer.**

By Zack Lau, W1VT
ARRL Laboratory Engineer

The “rubber ducky” antennas common on handheld VHF and UHF FM transceivers work fine in many situations. That’s no surprise, considering that repeaters generally reside high and in the clear so you and your handheld won’t have to “reach” all that far. Sometimes, though, you need a more efficient antenna that’s just as portable as a handheld. Here’s one: A simple ground plane antenna that you can build for 146, 223 or 440 MHz in no time flat. It features wire-end loops for safety (sharp, straight wires are hazardous) and convenience (its top loop lets you hang it off high objects for best performance).

What You Need to Build One

All you’ll need are wire (single conductor, no. 12 THHN), solder and a female coax jack for the connector series of your choice. Many hardware stores sell THHN wire—that is, thermal-insulation, solid-copper house wire—by the foot. Get 7 feet of wire for a 146-MHz antenna, 5 feet of wire for a 223-MHz antenna or 3 feet of wire for a 440-MHz antenna.

The only tools you need are a 100-watt soldering iron or gun; a yardstick, long ruler or tape measure; a pair of wire cutters; a ½-inch-diameter form for bending the wire loops (a section of hardwood dowel or metal tubing works fine), and a file (for smoothing rough cut-wire edges and filing the coax jack for soldering). You may also find a sharp knife useful for removing the THHN’s insulation.

Building the Antenna

To build a 146-MHz antenna (the most popular frequency band for FM operating), cut three 24⅞-inch pieces from the wire you bought. To build a 223-MHz antenna, cut three 17⅞-inch pieces. To build a 440-MHz antenna, cut three 10⅞-inch pieces.

These wires and a BNC connector make a portable ground plane antenna that puts a rubber ducky to shame. You can build this ground plane design for 146, 223 or 440 MHz.

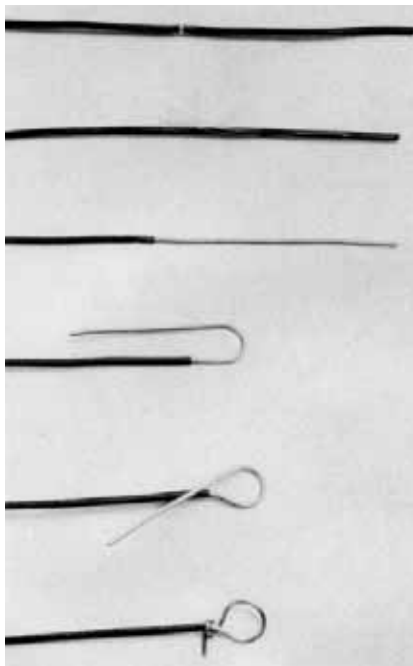
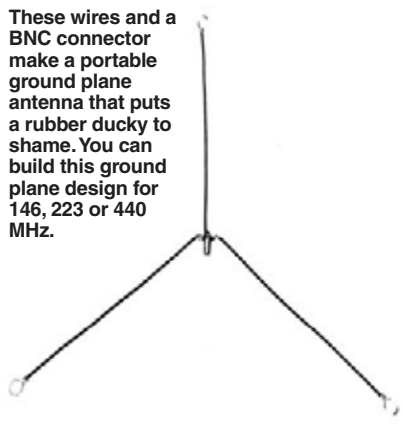


Figure 1—Making loops on the antenna wires requires that you remove exactly 4 inches of insulation from each. Stripping THHN insulation is easier if you remove its clear plastic jacket first.

The photos show how to build the antenna, but they may not communicate why the cut lengths I prescribe are somewhat longer than the finished antenna dimensions. Here’s why: The extra wire allows you to bend and shape the loops by hand. The half-inch-diameter loop form helps you form the loops easily.

Make the End Loops First

Form an end loop on each wire as shown in Figure 1. Strip exactly 4 inches of insulation from the wire. Using your ½-inch diameter form, bend the loop and close it—right up against the wire insulation—with a two-turn twist as shown in the bottommost example in Figure 1. Cut off the excess wire (about ½ inch). Solder the two, turn and twist. Do this for each of the antenna’s three wires.

Attach the Vertical Wire to the Coax-Jack Center Pin

Strip exactly 3 inches of insulation from the unlooped end of one of your wires and follow the steps shown in Figure 2. Solder the wire to the connector center conductor. Soldering the wire to a coaxial jack’s center pin takes considerable heat. A 700- to 750-°F iron with a large tip, used in a draft-free room, works best. (Don’t try to do

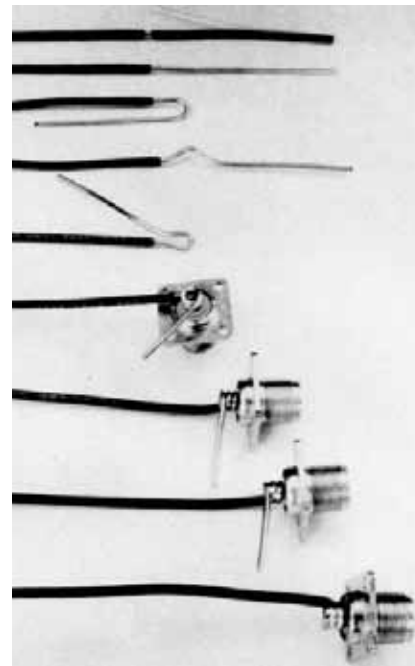


Figure 2—Remove exactly 3 inches of insulation to attach to vertical wire to the coax connector center pin. This photo shows an SO239 (UHF series) jack. Use whatever your application requires.

the job with an iron that draws less than 100 watts.) Cut off the extra wire (about ½ inch).

Attaching the Lower Wires to the Connector Flange

Strip exactly 3 inches of insulation from the unlooped ends of the remaining two wires. Loop their stripped ends—right up to the insulation—through opposing mounting holes on the connector flange. Solder them to the connector. (You may need to file the connector flange to get it to take solder better.) Cut off the excess wire (about 2¼ inches per wire). This completes construction.

Adjusting the Antenna for Best Performance

Bend the antenna’s two lower wires to form 120° angles with the vertical wire. (No, you don’t need a protractor. Just position the wires so they just about trisect a circle.) If you have no means of measuring SWR at your antenna’s operating frequency, stop adjustment here and start enjoying your antenna! Every handheld I know of should produce ample RF output into the impedance represented by the antenna and its feed line.



Study with the best!

FCC License Study Materials by Gordon West, WB6NOA and The W5YI Group

NEW! TECHNICIAN CLASS



Technician Class book for the NEW 2010-2014 entry level exam! Gordo reorganizes the Q&A into logical topic groups for easy learning! Key words are highlighted in his explanations to help you understand the material for test success. Web addresses for more than 125 helpful, educational sites. Includes *On The Air*

CD demonstrating Tech privileges. Available after May 1st. **GWTM \$20.95**

Tech Book & Software Package

Gordo's book with W5YI software allows you to study at your computer and take practice exams. Explanations from Gordo's book are on the software – answer a question wrong and his explanation appears to reinforce your learning. Includes free Part 97 Rule Book. **NCS \$39.95**

Tech Audio Course on CD

Welcome to Gordo's classroom! Technician audio theory course recorded by Gordo talks you through the Element 2 question pool. Follows the order of his *Technician Class* book, and is full of the sounds of ham radio operating excitement! An excellent study aid if you spend a lot of time in your car or pick-up! On 4 audio CDs. **GWTW \$27.95**

GENERAL CLASS



General Class book Upgrade to the HF bands with Gordo & W5YI! Gordo's manual for 2007-2011 reorganizes all the questions into logical topic groups for easier learning. His explanations include highlighted key words to help you remember the material for test success. Companion CD is full of great operating tips! **GWGM \$20.95**


General Book & Software Package

Study at your computer and take practice exams. Software includes explanations from Gordo's book, scores your results and highlights areas that need further study. Includes free Part 97 Rule Book. **GUS \$44.95**

General Audio Course on CD

General Theory Course recorded by Gordo is full of the sounds that bring ham radio to life! He talks you through the Element 3 theory to help you understand the material and get you ready for your upcoming exam. 4 audio CDs. **GWGW \$29.95**

EXTRA CLASS



Extra Class book Go to the top with Gordo! 2008-2012 book includes all Element 4 Q&A reorganized into logical topic groups. Gordo's fun, educational explanations with highlighted keywords, and great memory tricks for those tough theory questions! Wait 'til you meet "Eli the Ice Man!" **GWEM \$24.95**

Extra Book & Software Package

Study at your computer and take practice exams as the W5YI software scores your results and highlights areas that need further study. Includes explanations from Gordo's book. Free Part 97 Rule Book. **ECS \$49.95**

Extra Audio Course on CD

Extra Class Theory Course recorded by Gordo talks you through the difficult Element 4 theory to help you understand the material and get you ready for your upgrade to the top. On 6 audio CDs. **GWEW \$39.95**

Ham Operator Software has All Exams



Want to study at your computer without tying up your internet connection? This value pack includes the Tech, General and Extra class exams (Elements 2, 3, and 4) along with a free Part 97 Rule Book. Software includes Gordo's answer explanations from his books! Everything you need to go all the way to the top!

Software only **HOS \$39.95**
Software with all 3 West Books **HOSB \$94.95**

Learn Morse Code for HF Fun!

In-depth CD/6-tape, audio courses recorded by Gordo:

0-5 wpm on 8 audio CDs **GW05 \$39.95**
0-5 wpm CW refresher course on 2 audio CDs **GWCT \$14.95**
5-13 wpm on 6 audio tapes **GW13 \$29.95**
10-28 wpm on 6 audio tapes **GW20 \$29.95**

Learn all about electronics with our Basic books

Basic Electronics **BELC \$19.95**
Basic Digital Electronics **BDIG \$19.95**
Basic Communications Electronics **BCOM \$19.95**

NEW! GROL + RADAR




Get your FCC commercial radio licenses and add valuable credentials to your resume! **GROL+RADAR** includes the new FCC Element 1 question pool for the Marine Radio Operator Permit (MROP), the Element 3 pool for the General Radiotelephone Operator

License (GROL), and the Element 8 pool for the RADAR Endorsement. Many employers require these licenses for jobs in marine, aero, safety, and municipal positions. Gordo and his team have written clear explanations for all the Q&A to make studying for these exams educational and fun. If you're an Extra Class ham, many of the technical/math questions will look familiar to you. Fully-illustrated to aid your learning. Book includes a searchable CD-ROM with all FCC Rules for Parts 2, 13, 23, 73, 80 and 87. **GROL \$49.95**

GROL+RADAR book & software package

Enhance your learning experience using our practice exam software along with the **GROL+RADAR** book. Software includes answer explanations from the book – when you select a wrong answer, the explanation from the book appears to reinforce your learning. **GRSP \$79.95**

Getting Started in Electronics



by Forrest M. Mims
A great introduction for anyone who wants to learn the fundamentals of electronics. Includes 100 projects you can build, and great experiments that demonstrate how electricity works! **GSTD \$19.95**

Engineer's Mini Notebooks



These Mims classics teach you hands-on electronics! Study and build 100s of practical circuits and fun projects. Each volume contains several of his famous Mini Notebooks. Terrific ideas for science fair projects and a great way to learn about electronics!

Useful reference guides for your workbench!

Vol. 1: Timer, Op Amp, & Optoelectronic Circuits & Projects **MINI-1 \$12.95**
Vol. 2: Science & Communications Circuits & Projects **MINI-2 \$12.95**
Vol. 3: Electronic Sensor Circuits & Projects **MINI-3 \$12.95**
Vol. 4: Electronic Formulas, Symbols & Circuits **MINI-4 \$12.95**

All W5YI software products are compatible with Windows 98 / XP / Vista / and Windows 7 32-bit operating systems.

Order today from W5YI: 800-669-9594 or on-line: www.w5yi.org

The W5YI Group P.O. Box 565101 Dallas, TX 75356

Mention this ad for a free gift.

QST

D-STAR: CONNECT ACROSS MILES INSTEAD OF METERS!

IC-80AD

NEXT GENERATION 2M/70CM DUAL BANDER

Join the future of amateur radio with the latest in D-STAR. This compact rig is perfect for those getting started on VHF/UHF bands, and who want to play with the new technology. In addition to the 5 watt output for 2m and 70cm, there are three additional output levels to extend your operational time between charges. To increase your fun, the '80AD has a wide band receiver that goes far beyond just ham bands.



D-STAR ready

Optional GPS Speaker Mic
(HM-189GPS)

ANALOG & DIGITAL, ALL IN ONE

Every Icom portable and mobile transceiver that works D-STAR also offers world-class analog performance, all in the same rig. Keep in touch with friends via traditional FM while you help advance the hobby.

IC-92AD & HM-175GPS MILITARY RUGGED AND SUBMERSIBLE

D-STAR ready

Icom's top-of-the-line portable does it all on 2m and 70cm with 5/2.50.5/0.1 watts output power. D-STAR. Analog. Wide band receive. Over 1300 memory channels. Submersible construction – IPX7 tested to keep working after being 3+ feet under water for over 30 minutes. An optional GPS mic (HM-175GPS) is also IPX7 submersible, making the 92AD the perfect selection for search and rescue ops or for anyone who's working in the outdoors.



IC-91A

ADVANCED ANALOG & DIGITAL DUAL BANDER

D-STAR optional

Crossband 2m and 70cm operation is yours with the full-featured 91A. Get world-class analog performance right out of the box, and add D-STAR functionality by installing the optional UT-121. Wide-band receive lets you monitor the most popular radio channels – very handy for community assistance work.



IC-V82 & IC-U82

D-STAR UPGRADEABLE FOR 2m OR 70cm

D-STAR optional

Icom's most affordable D-STAR capable portables. Choose the band that's right for you. 7 Watts of power on VHF or 5 watts on UHF. Military rugged construction, lots of memory channels and weather alert make this an ideal emcomm radio. Upgrade to D-STAR with the optional UT-118.



D-PRS™

www.icomamerica.com/amateur/DSTAR

It's where to go to get free control software for the IC-80AD portable and the ID-880H mobile next-generation D-STAR rigs. Go online today!

ID-880H

VERSATILE 2M/70CM MOBILE

D-STAR ready

The 880H is the mobile companion to the portable IC-80AD. Compact footprint, dual band operation, remotable control head that fits just about anywhere, 50 full watts of output power on both VHF and UHF, easy-to-use menu system, wide band RX, and much more. It may be Icom's most affordable dual bander with D-STAR capability, but this little workhorse is chock full of features you'd expect to find in a more expensive package.



D-STAR ready



ID-1

GO DIGITAL ON 23cm

D-STAR 128kbps Ethernet data on 1.2GHz makes the ID-1 the perfect rig to move data. The ID-1 is the ideal mobile emcomm rig! Operate digital/analog voice (FM). Get PC Control via USB. Digital callsign & code squelch; 10 watts output power, and more.

D-STAR optional



IC-2820H

D-STAR UPGRADEABLE 2m/70cm

Icom's top dual band mobile. 50 watts of transmit power on both bands, wide band RX, 500 memory channels, and more. It's the 2820H's optional D-STAR with GPS capabilities that many hams covet. Use the remoteable display to show real-time position and compass heading.

D-STAR optional



IC-2200H

D-STAR UPGRADEABLE FOR 2m

A rugged 2 meter radio with a huge heat sink and 65 watts of output power. One of Icom's most popular radios, the 2200H offers an upgrade to D-STAR digital voice and data when the optional UT-118 is installed. The 2200H is where solid analog performance and features meet D-STAR.



ID-RP2C REPEATER CONTROLLER

The cornerstone of the D-STAR system. Handles up to four RF modules. Basic in-band or crossband operation. Linking capabilities through the internet.



ID-RP2D 1.2GHZ DATA MODULE

Access point with a data rate of up to 128kbps. Perfect for email, web applications and support via internet connection.



ID-RP2V 1.2GHZ DIGITAL VOICE MODULE

ID-RP2000V 2M DIGITAL VOICE MODULE

ID-RP4000V 70CM DIGITAL VOICE MODULE

Put Your New License to Work in Service to Your Community

Sometimes Amateur Radio is More than a Hobby.

By Steve Ford, WB8IMY
Editor

Among all the activities that we usually call “hobbies,” Amateur Radio is unique in that it has a strong public service component. From the earliest days of radio, hams have played key roles in providing communications in time of need. We typically put our skills to use in emergencies when normal communications have been disrupted. For example, when Hurricane Katrina devastated New Orleans in 2005, hams jumped into action to fill the communication gaps. Our service was so valuable, we were praised in the national news media.

Where Do You Fit In?

Amateurs have the equipment, the skills, and the frequencies necessary to create expedient emergency communication networks under poor conditions. They are licensed and pre-authorized for national and international communication. Hams have the ability to rapidly enlarge their communication capacity to meet growing needs in an emergency, something commercial and public safety systems cannot do. Many of the skills are the same ones used in everyday ham activities.

However, just having radios, frequencies, and basic radio skills is not enough. Certain emergency communication skills are very different from those you use in your daily ham radio life. The ARRL offers courses to help you hone your emcomm skills. You can learn more about these courses online at www.arrl.org.

As you might expect, technical and operating skills are critical. Just as important, though, is your ability to function as a team player within your own organization, and the organization you are serving. You’ll often hear these organizations referred to as “served agencies.”

Amateur Radio Emergency Service (ARES)

Among the largest and oldest emcomm groups is ARES, a program sponsored by the American Radio Relay League (ARRL) since 1935. Any amateur can become a member of ARES—including you! There is no cost involved; all you need is a sincere desire to serve.

ARES is part of the League’s field organization, which is composed of “Sections.” (See the ARRL Web site at www.arrl.org for complete details.) Most Sections are entire states, but some larger states have two or more Sections.



The elected Section Manager (SM) appoints the ARES leadership. The top ARES leader in each Section is the Section Emergency Coordinator (SEC).

Some larger Sections, like Wisconsin, Michigan and Florida, are further divided into two or more Districts. In this case, each District is guided by a District Emergency Coordinator (DEC), working directly under the SEC.

The next subdivision within ARES is the “county” or similar region assigned to an Emergency Coordinator (EC). Most ECs will have one or more Assistant Emergency Coordinators (AEC), who may have responsibility for specific tasks or cities. A large city with complex needs may have its own EC, but most towns and smaller cities will have an AEC.

ARES Mutual Assistance Team (ARESMAT)

When a communication emergency lasts longer than a day or two, or when the scale of the emergency is beyond the ability of a local ARES group to handle, help can be requested from neighboring areas. The ARESMAT concept was created to meet that need. These teams consist of hams who are willing and able to travel to another area for a period to assist ARES groups based in the disaster area. They may also bring additional resources in the form of radios, antennas and other critical equipment. If you travel to another area as part of an ARESMAT, remember that the local group is still in charge—you are there to do what they need done. In a sense, the host ARES group becomes a “served agency.”

❑ **How do I get involved in emergency communications?**
Contact your ARRL Section Emergency Coordinator for information about emergency communications groups in your area.
www.arrl.org/sections

❑ **What emergency communication training does the ARRL offer?**

- Course No. EC-001 Intro to Emergency Communications – Level 1/Basic. Basic training all ARES® volunteers need to know.
- Course No. EC-016 Public Service and Emergency Communications Management for Radio Amateurs. Training for leaders involved with recruiting, training, coordinating and managing ARES teams.

www.arrl.org/courses-training

❑ **What kind of deployment gear will I need?**
Build a “Go-Kit” to hit the ground running when called upon. The contents of your kit will depend on local needs and the amount of time deployed. Emergency communication volunteers are encouraged to use standard ARES® deployment vests and hats.
www.arrl.org/shop/Emergency-Communications

❑ **What are Ham Aid kits?**
Ham Aid helps loan Amateur Radio equipment kits to disaster areas where additional resources are needed. There are three different kits: the command station (HF radio, amplifier, repeater, and WinLink), VHF kit, and HF kit. The ARRL Ham Aid Fund is supported by businesses, manufacturers and individual contributions.
www.arrl.org/arrl-donation-form

❑ **Recommended Publications and Resources**
www.arrl.org/shop
Basic Level –


- The ARRL Emergency Communications Library CD-ROM
- ARES Field Resources Manual
- ARRL Radiograms
- The ARRL Emergency Communications Handbook

Advanced Level –

- VOIP: Internet Linking for Radio Amateurs
- GPS and Amateur Radio
- ARRL’s VHF Digital Handbook
- Emergency Power for Radio Communications

The ARRL Operating Manual

9th Edition



*Everything for the
Active Ham Radio Operator!*

The ARRL Operating Manual is the MOST COMPLETE book about Amateur Radio operating. It contains everything you need to explore new activities, learn new skills, find new references, and more.

Contents:

- Amateur Radio — All About Operating
- VHF/UHF — FM, Repeaters, Digital Voice and Data, SSB and CW
- Emergency Communications
- Traffic Handling — Getting the Message Through
- DXing — Contacting Those Faraway Places
- Contesting — Competitive Wireless
- HF Digital Communications
- Image Communications
- Amateur Satellites
- The FCC Rules and You — Operating Legally, Safely, and Appropriately
- Operating Awards
- References — Call Sign Prefix List, Antenna Bearing Maps, Abbreviations ...and much more.

ARRL Order No.1093
Only \$29.95*

Available from
ARRL Dealers Everywhere!

*Shipping and Handling charges apply. Sales Tax is required for orders shipped to CA, CT, VA and Canada. Prices and product availability are subject to change without notice.



ARRL The national association for
AMATEUR RADIO™
SHOP DIRECT or call for a dealer near you.
ONLINE WWW.ARRL.ORG/SHOP
ORDER TOLL-FREE 888/277-5289 (US)

QG 6/2010

Where does the frugal ham look for great service and prices?
Of course...

www.CheapHam.com

Alinco - ARRL Publications - Arrow Antennas - Comet - Daiwa -
Gordon West, GRE Scanners - Heil Microphones - Jetstream -
Larsen Antennas - LDG - On Stage - Ramsey Kits - Uniden -
W2IHY EQs - West Mountain Radio & More

For fast friendly answers to your questions e-mail us at
sales@cheapham.com

Amateur - CB - Parts - Marine - Pro Audio - Scanners

HAMPLAQUES.COM

CNC Router Carved - Hardwood Solids
CallSign Plaques - Shack Plaques
Organizational Plaques for 17 clubs
10-10 CDG DMC EARN EPC Field Hell
FISTS INDEXA NAQCC OMARC OMISS
QCWA QRP-ARCI SKCC TCG Usi 30MDG
www.hamplaques.com

GIFTS4HAMS.COM

License Frames - QSL Storage Chests
Coasters - Paperweights - Pocket Knives
Glasses - Mugs - Luggage Tags
Rubber Stamps - Money Clips
Key Rings - Pen Sets & more ...
www.gifts4hams.com

Need MORE POWER
from Your Batteries?

Introducing...

The N8XJK Boost Regulators

This Boost Regulator can be the answer
to all of your 12-Volt needs!


The N8XJK Super Booster, "Fan Mode!", can
handle loads as high as 40 Amps!!

- ✓ The Boost Regulator delivers up to 15-Volts, even when your batteries go as low as 9-Volts.
- ✓ Improve the performance of your 12-Volt equipment!
- ✓ Save Gas, run your generator less often!
- ✓ Boost the voltage from your truck to better charge your batteries in your Camper!
- ✓ Run your equipment longer without recharging your batteries!!

Transmit Better! Operate Longer!

For more information, go to <http://tgelectronics.org>
Call Tim at 906-370-5031, or email: timig@gmail.com

FCC Rules and Regulations for the Amateur Radio Service



ARRL Order No. 1173 **Only \$5.95***
*plus shipping and handling

ARRL The national association for
AMATEUR RADIO™
SHOP DIRECT or call for a dealer near you.
ONLINE WWW.ARRL.ORG/SHOP
ORDER TOLL-FREE 888/277-5289 (US)

QG 6/2010

Get more information, download a trial version, and order at <http://www.easylog.com/northamerica/index.html> or send an email to w5rya@easylog.com or jbsims_services@att.net.
Check the sales page for discount prices.
Congratulations on your new Amateur Radio License.
www.easylog.com

ALL ELECTRONICS CORPORATION

We have 1,000's of new & surplus
electronic parts & supplies avail-
able in our easy-to-use online shop.

www.allelectronics.com

or order TOLL FREE
1-800-826-5432

CHARGE ORDERS TO
Visa, Mastercard, American
Express or Discover

CALL, WRITE, FAX or
E-MAIL for our

FREE

96 Page CATALOG

(outside the U.S.A. send \$3.00 postage)

ALL ELECTRONICS

P.O. Box 567

Van Nuys, CA 91408

FAX (818) 781-2653

email: allcorp@allcorp.com

Communicating with Other Hams

Contact Basics: Good Amateur Practices

Q-Signals

Q-signals are a system of radio shorthand as old as wireless and developed from even older telegraphy codes. Q-signals are a set of abbreviations for common information that save time and allow communication between operators who don't speak a common language. Modern ham radio uses them extensively. The table below lists the most common Q-signals used by hams. While Q-signals were developed for use by Morse operators, their use is common on phone, as well. You will often hear, "QRZed?" as someone asks "Who is calling me?" or "I'm getting a little QRM" from an operator receiving some interference or "Let's QSY to 146.55" as two operators change from a repeater frequency to a nearby simplex communications frequency.

Q-Signals	
Abbr.	Questions
QRG	Your exact frequency (or that of _____) is _____ kHz. Will you tell me my exact frequency (or that of _____)?
QRL	I am busy (or I am busy with _____). Are you busy? Usually used to see if a frequency is busy.
QRM	Your transmission is being interfered with _____ (1. Nil; 2. Slightly; 3. Moderately; 4. Severely; 5. Extremely.) Is my transmission being interfered with?
QRN	I am troubled by static _____. (1 to 5 as under QRM.) Are you troubled by static?
QRO	Increase power. Shall I increase power?
QRP	Decrease power. Shall I decrease power?
QRQ	Send faster (_____ wpm). Shall I send faster?
QRS	Send more slowly (_____ wpm). Shall I send more slowly?
QRT	Stop sending. Shall I stop sending?
QRU	I have nothing for you. Have you anything for me?
QRV	I am ready. Are you ready?
QRX	I will call you again at _____ hours (on _____ kHz). When will you call me again? Minutes are usually implied rather than hours.
QRZ	You are being called by _____ (on _____ kHz). Who is calling me?
QSB	Your signals are fading. Are my signals fading?
QSK	I can hear you between signals; break in on my transmission. Can you hear me between your signals and if so can I break in on your transmission?
QSL	I am acknowledging receipt. Can you acknowledge receipt (of a message or transmission)?
QSO	I can communicate with _____ direct (or relay through _____). Can you communicate with _____ direct or by relay?
QSP	I will relay to _____. Will you relay to _____?
QST	General call preceding a message addressed to all amateurs and ARRL members. This is in effect "CQ ARRL."
QSX	I am listening to _____ on _____ kHz. Will you listen to _____ on _____ kHz?
QSY	Change to transmission on another frequency (or on _____ kHz). Shall I change to transmission on another frequency (or on _____ kHz)?
QTC	I have _____ messages for you (or for _____). How many messages have you to send?
QTH	My location is _____. What is your location?
QTR	The time is _____. What is the correct time?

ITU Phonetic Alphabet

Letter	Word	Pronunciation
A	Alfa	AL FAH
B	Bravo	BRAH VOH
C	Charlie	CHAR LEE
D	Delta	DELL TAH
E	Echo	ECK OH
F	Foxtrot	FOKS TROT
G	Golf	GOLF
H	Hotel	HOH TELL
I	India	IN DEE AH
J	Juliet	JEW LEE ETT
K	Kilo	KEY LOH
L	Lima	LEE MAH
M	Mike	MIKE
N	November	NO VEM BER
O	Oscar	OSS CAH
P	Papa	PAH PAH
Q	Quebec	KEH BECK
R	Romeo	ROW ME OH
S	Sierra	SEE AIR RAH
T	Tango	TANG GO
U	Uniform	YOU NEE FORM
V	Victor	VIK TAH
W	Whiskey	WISS KEY
X	X-Ray	ECKS RAY
Y	Yankee	YANG KEY
Z	Zulu	ZOO LOO

Note: The **boldfaced** syllables are emphasized. The pronunciations shown in this table were designed for those who speak any of the international languages. The pronunciations given for "Oscar" and "Victor" may seem awkward to English-speaking people in the US.

Continued on Page 19

These Q signals are the ones used most often on the air. (Q abbreviations take the form of questions only when they are sent followed by a question mark.)

The RST Signal Reporting System

Readability

1	Unreadable.
2	Barely readable, occasional words distinguishable.
3	Readable with considerable difficulty.
4	Readable with practically no difficulty.
5	Perfectly readable.

Signal Strength

1	Faint signals barely perceptible.
2	Very weak signals.
3	Weak signals.
4	Fair signals.
5	Fairly good signals.
6	Good signals.
7	Moderately strong signals.
8	Strong signals.
9	Extremely strong signals.

Tone (CW and Digital)

1	Sixty-cycle ac or less, very rough and broad.
2	Very rough ac, very harsh and broad.
3	Rough ac tone, rectified but not filtered.
4	Rough note, some trace of filtering.
5	Filtered rectified ac but strongly ripple-modulated.
6	Filtered tone, definite trace of ripple modulation.
7	Near pure tone, trace of ripple modulation.
8	Near perfect tone, slight trace of modulation.
9	Perfect tone, no trace of ripple or modulation of any kind.

The ARRL Antenna Book


21st Edition

The ultimate reference for Amateur Radio antennas, transmission lines and propagation.

The ARRL Antenna Book is THE SOURCE for current antenna theory and a wealth of practical, how-to construction projects. **Fully searchable CD-ROM included.**

Contents:

- Safety First
- Antenna Fundamentals
- The Effects of the Earth
- Antenna Modeling and System Planning
- Loop Antennas
- Low-Frequency Antennas
- Multiband Antennas
- Multielement Arrays
- Broadband Antenna Matching
- Log Periodic Arrays
- HF Yagi Arrays
- Quad Arrays
- Long Wire and Traveling Wave Antennas
- Direction Finding Antennas
- Portable Antennas
- Mobile and Maritime Antennas
- Repeater Antenna Systems
- VHF and UHF Antenna Systems
- Antenna Systems for Space Communications
- Antenna Materials and Accessories
- Antenna Products Suppliers
- Antenna Supports
- Radio Wave Propagation
- Transmission Lines
- Coupling the Transmitter to the Line
- Coupling the Line to the Antenna
- Antenna and Transmission-Line Measurements
- Smith Chart Calculations



Book with CD-ROM.
ARRL Order No. 9876
Only \$44.95*

*plus shipping and handling



ARRL The national association for **AMATEUR RADIO™**

SHOP DIRECT or call for a dealer near you.
ONLINE WWW.ARRL.ORG/SHOP
ORDER TOLL-FREE 888/277-5289 (US)

OG 6/2010

By Hams — For Hams

The TEN-TEC Advantage



OMNI VII



JUPITER



ORION II

- TEN-TEC rigs are affordable and easy to use for a rewarding on-air experience.
- For unrivaled customer support and service, talk directly to the people who designed the gear and wrote the manuals.
- Test our rigs on your antennas at your QTH with our 30-day, no-risk return policy.
- Take pride in having the very best-sounding SSB transmit audio and the smoothest QSK in ham radio.
- Transceiver financing available.

For more than 40 years, TEN-TEC has been building affordable transceivers by hams, for hams. Our legendary service reputation and our quality equipment are unrivaled by anyone in Amateur Radio. Call us at (800) 833-7373 or visit our Web page at www.tentec.com for more information.

www.tentec.com

BUY FACTORY DIRECT



The SSB Company

1185 Dolly Parton Pkwy., Sevierville, TN 37862
Sales: (800) 833-7373; sales@tentec.com
Office: (865) 453-7172; FAX: (865) 428-4483
Service: (865) 428-0364; service@tentec.com
M-F 8 AM-5 PM (Eastern Time)
We accept Visa, MC, American Express and Discover.

Your First Station: Pick the Right Hardware for Maximum Enjoyment

**Before You Make Your Shopping List,
Read This Article!**

By Steve Ford, WB8IMY
Editor

Your Amateur Radio station reflects your interests and, naturally, it will change as you explore different facets of the hobby.

But you have to start somewhere, right?

Fortunately, there are some fundamentals that all Amateur Radio stations have in common. Once you understand the basics, you can apply them to your first station and every station thereafter.

The three building blocks of every ham station are:

- Power Supply
- Transceiver
- Antenna System

Let's start with our energy engine: the power supply.

The Power Supply

Without a power supply, a transceiver is a lifeless hunk of metal and plastic. The power supply provides the "juice" that makes ham radio possible.

If you're considering a handheld transceiver for use on VHF or UHF FM, you'll be pleased to know that most of these radios come with their own rechargeable batteries. But if you want to operate the radio without the battery (in your house or apartment, for example), you may want to invest in a small dc power supply—13.8 volts (V) with a current capacity of about 3 amps (A) will do the job nicely. You can find these at retailers such as RadioShack for about \$40 or less. With a dc power supply, you won't have to worry about your battery running down when you are in the middle of a conversation.

As you step up to larger radios with more output power, you'll need larger power supplies to run them. Most of these transceivers do not have their own power supplies, so read their specifications before you buy. A transceiver with a maximum output power of 100 W will require about 25 A of current at 13.8 V when you are operating the radio at "full throttle." That kind of



Power supplies are rated by how much voltage and current they can provide. Small transceivers will need 13.8 V at about 10 amps. Large transceivers require 13.8V at 25 amps.



Here is a fine stack of directional VHF/UHF antennas.

power supply will set you back about \$100 to \$200, depending on the overall design.

Don't worry about buying a power supply with too much current capacity. Your equipment will only draw the current it needs—no more, no less. In fact, it is probably safe to say that you can never have too much current capacity. It may seem economically foolish to invest \$200 in a 25-A power supply when all you want to power is a handheld radio. However, if you think you'll be upgrading to a larger radio in the near future, you may want to get the big power supply today (especially if you find a great deal on a high-current supply).

Transceivers

As you flip through this booklet you'll see advertising from all the major transceiver manufacturers and dealers. There are so many possibilities to consider, it boggles the mind. Still, there are some common guidelines that apply. Let's break them down according to transceiver type.

VHF/UHF Handheld

Handheld transceivers (often called "HTs," which is a Motorola trade name) are almost exclusively for FM operating, usually with repeaters (we discuss repeaters in another article). The strength of the handheld is its portability. You can clip a handheld to your belt, or slide it into your pocket, and go anywhere.

VHF/UHF Base or Mobile

The next step up the FM ladder is the mobile transceiver. These radios are compact, but not easily portable like a handheld. They usually provide much higher output power, often on the order of 50 W or more. Higher power is critical for good distance coverage, particularly with FM.

HF Only

Remember that the High Frequency or HF bands are defined as those groups of frequencies from 1.8 to 30 MHz. (Technically speaking, 1.8 MHz is in the Medium Frequency or MF region, but we won't argue definitions here!) These are the most popular Amateur Radio bands because

they can be used to communicate throughout the world at any time of the day or night.

"DC to Daylight"

The transceiver trend in recent years has been away from HF-only radios. In the 1990s ICOM introduced the IC-706, the first multimode transceiver that spanned the HF bands and the 6- and 2-meter VHF bands. Other manufacturers followed suit and now you'll find transceivers that cover 1.8 to 54 MHz and even 1.8 to 450 MHz in a single box. These so-called "dc to daylight" transceivers are among the most popular radios sold today. It's easy to see why. They offer the ability to enjoy the global coverage of the HF bands while opening the door to the enjoyment of VHF and UHF.

Antennas

When it comes to getting the most enjoyment out of Amateur Radio, there is nothing more important than your antenna system. You can purchase the best ham transceiver on the planet, but if your antenna system is poor, your investment will largely go to waste. If your cash is limited, spend most of it on your antenna system.

Directional Antennas

The most powerful antenna on any band is the directional antenna, often referred to as the beam antenna. These antennas focus your signal in a particular direction (like a flashlight beam). Not only do they concentrate your transmitted signal, they allow you to focus your receive pattern as well. For example, if your beam is aimed west you won't hear many signals from the east (off the "back" of the beam).

Directional antennas are best when you want maximum distance and minimum interference. They are almost mandatory for long-distance work on the VHF and UHF bands. Beams aren't strictly necessary for the HF bands where they tend to be large and expensive, but if your Amateur Radio adventures take you to HF frequencies, beam antennas can give you a big advantage.

Simple Antennas

The simplest antennas are the omnidirectional, which is another way of saying that they receive and transmit in every direction at once (more or less). All commonly used mobile antennas are omnidirectional. This makes sense because it is impractical to stop and point your car in the direction of the station you want to contact. Instead, the omnidirectional mobile antenna blasts your signal in all directions so that you'll stand a decent chance of communicating no matter where you are driving.

Omnidirectional antennas are also found in base stations where the goal is to transmit and receive from any direction with minimal hassle and expense. Common omnidirectional antenna designs for base stations include ground planes (such as the homemade one you'll find in this booklet), loops and J-poles, but there are others.

Commercial Grade Field Radio Submersible Construction

- Large Backlit LCD Display for easy operation
- 5 Watts of Stable RF Power with Minimum Components for Reliability
- 800 mW of Loud Audio for noisy field operations
- 200 Memory Channels for Serious users
- Commercial Grade Receivers Performance
- Submersible Construction (3 ft. for 30 min)
- Yaesu Exclusive Power Saving Circuit Design Guarantees Longer Operating time
- Hands Free Operation with Optional VC-24 VOX Headset

Wide Range of available Options includes:

- CD-26 Charger Cradle
- VAC-370B 1.5 Hour Desktop Rapid Charger
- External DC Jack for Cigarette-Lighter adapter E-DC-5B or DC Cable E-DC-6
- FBA-25A Alkaline Battery Case (for 6 X AA cells)
- FTD-7 DTMF Paging Unit

Compact Field Radio with Top Mounted LCD and Loud Audio

- Compact Design with Top mounted LCD Display
- 5 Watts of Stable RF Power with Minimum Components for Reliability
- 700 mW of Loud Audio for outside field environments
- 200 Memory Channels for serious users
- Yaesu Exclusive Power Saving Circuit Design Guarantees Longer Operating time
- Hands Free Operation with Optional VC-25 VOX Headset

Wide Range of available Options includes:

- External DC jack for Cigarette-Lighter adapter E-DC-5B or DC cable E-DC-6
- 6 X AA size Alkaline Battery Case FBA-25A



Actual Size

VHF FM 5 W COMPACT HANDHELD TRANSCEIVER

FT-270R

Size: 2.4" (W) x 4.7" (H) x 1.3" (D) Weight: 13.8 oz.

NEW

2m
MONO BAND



ULTRA-COMPACT 5 W 2 m FM HANDHELD TRANSCEIVER

FT-250R

Size: 2.3" (W) x 4.3" (H) x 1.0" (D) / Weight: 12.4 oz.

NEW

2m
MONO BAND

For the latest Yaesu news, visit us on the Internet:
<http://www.yaesu.com>

Specifications subject to change without notice. Some accessories and/or options may be standard in certain areas. Frequency coverage may differ in some countries. Check with your local Yaesu Dealer for specific details.

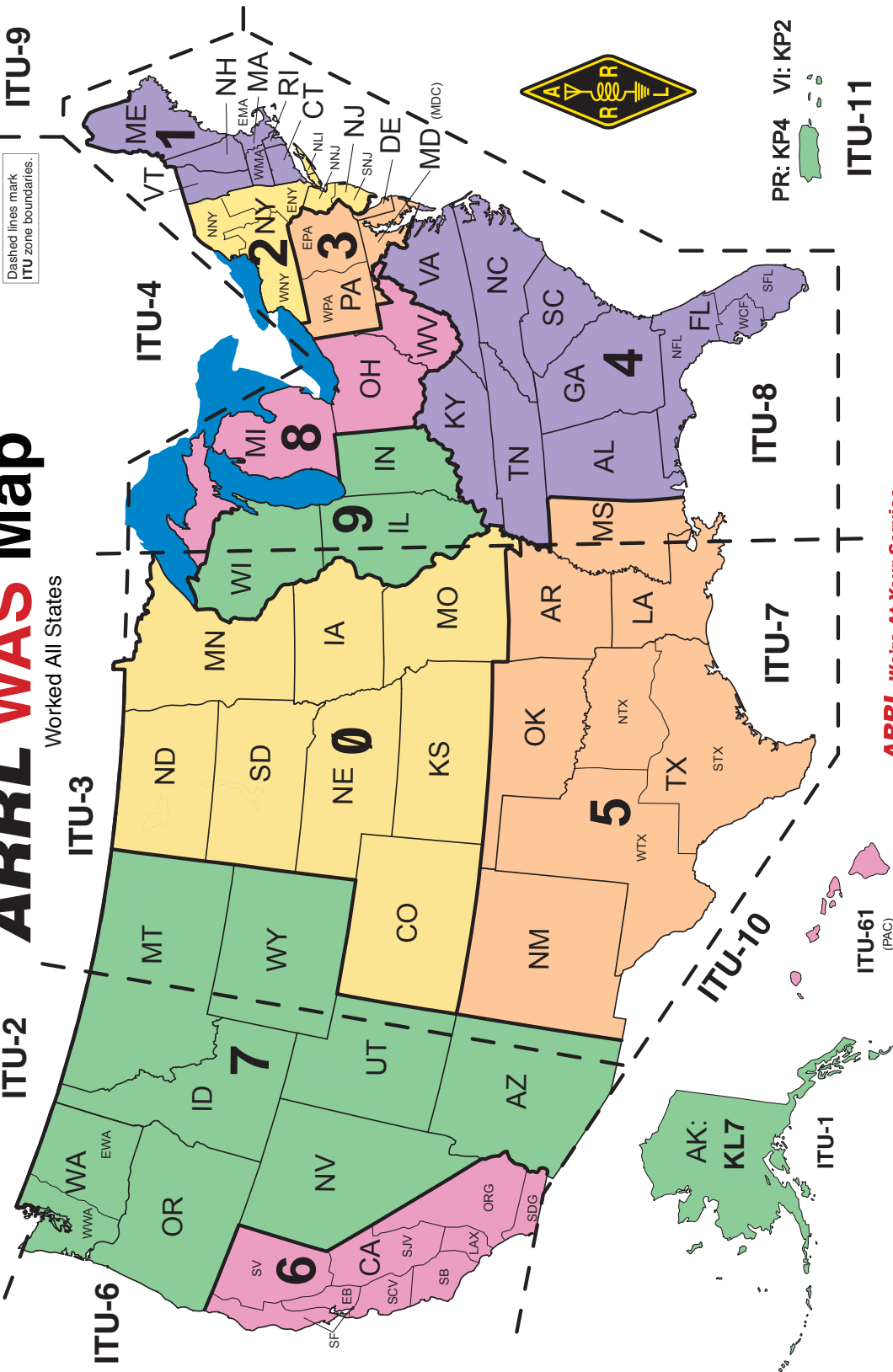
YAESU
Choice of the World's top DX'ers™

Vertex Standard
US Headquarters
10900 Walker Street
Cypress, CA 90630 (714)827-7600

ARRL WAS Map

Worked All States

ARRLWASmap03



Dashed lines mark ITU zone boundaries.

PR: KP4 VI: KP2

ITU-11

hq@arri.org
orders@arri.org
membership@arri.org
newham@arri.org
vec@arri.org

ARRL We're At Your Service

860-594-0200 (Fax 860-594-0259)
Toll-Free 1-888-277-5289 (860-594-0355)
Toll-Free 1-888-277-5289 (860-594-0338)
Toll-Free 1-800-326-3942 (860-594-0355)
860-594-0300
www.arri.org

ARRL Headquarters
Publication Orders
Membership/Circulation Desk
Getting Started in Amateur Radio
Exams
ARRL on the World Wide Web

ITU-61 (PAC)
HI and Pacific: KH6

The national association for
ARRL AMATEUR RADIO™

Copyright © 2009 by the American Radio Relay League, Inc. All Rights Reserved. rev 6-10

Welcome to Ham Radio Programming Simplicity.

rtSYSTEMS
RADIO PROGRAMMING MADE EASY

PROGRAMMING SOFTWARE AND USB CABLES
FOR MANY ICOM AND YAESU RADIOS

800-921-9561
www.rtsystemsinc.com - Video Demonstrations Online 404-806-9561

Hi there! We're here to help you get started in ham radio by making programming your new radio a breeze. It's pretty awesome. We think you'll agree. Feel free to check us out online. Or drop us a line! Knowledgeable hams be happy to talk to you. We're behind our software and by your side. 100%. That's how much we believe in what we do... and in helping you enjoy your new hobby.



- BUDDIPOLE FEATURES**
- > Multi-band design works 9 bands (40 meters thru 2 meters) with one set of adjustable coils!
 - > Rated from QRP to 250 watts PEP
 - > Modular Design – create dozens of different antennas with interchangeable parts
 - > Rotatable/Directional
 - > Lightweight, rugged components
 - > Rotating Arm Kit allows users to instantly change antenna configurations
 - > Used by Emergency Services Groups throughout the world

BATTERY PACKS

Custom manufactured **A123 Nanophosphate battery packs** for all portable radios. These batteries provide unparalleled performance in the field. See our website for more details.



WHAT IS THE BUDDIPOLE?

The Buddipole™ Portable Dipole fits in your travel bag and assembles in minutes. The Buddipole is more than an antenna, it's a versatile system for launching your signal. Optimized for transmit power and proven for DX work, the Buddipole is the secret weapon used by HF portable operators all over the world.

Secure online ordering at:
www.buddipole.com

Please call or write for free brochure!

3155 SW 234th Avenue, Unit B
Hillsboro, OR 97123

tel: (503) 591 8001
fax: (503) 214 6802

info@buddipole.com

US Amateur Radio Bands


US AMATEUR POWER LIMITS

At all times, transmitter power should be kept down to that necessary to carry out the desired communications. Power is rated in watts PEP output. Except where noted, the maximum power output is 1500 Watts.



Effective Date
May 6, 2008

Published by:



KEY

- █ = RTTY and data
- █ = phone and image
- █ = CW only
- █ = SW phone
- █ = USB phone only
- █ = Fixed digital message forwarding systems only

Note: CW operation is permitted throughout all amateur bands except 60 meters. MCW is authorized above 50.1 MHz, except for 219-220 MHz. Test transmissions are authorized above 51 MHz, except for 219-220 MHz.

E = Amateur Extra
A = Advanced
G = General
T = Technician
N = Novice

See [ARRLWeb](http://www.arrl.org) at www.arrl.org for more detailed band plans.

ARRL
We're At Your Service

ARRL Headquarters:
880-394-0200 (fax 860-594-0259)
email: hq@arrl.org

Publication Orders:
www.arrl.org/shop
Toll-Free 1-888-277-5289 (860-594-0355)
email: orders@arrl.org

Membership/Circulation Desk:
www.arrl.org/membership
Toll-Free 1-888-277-5289 (860-594-0358)
email: membership@arrl.org

Getting Started in Amateur Radio:
Toll-Free 1-800-328-5942 (800-594-0355)
email: newsiam@arrl.org

Exams: 860-594-0300 email: vec@arrl.org

Copyright © ARRL 2007 rev. 4/21/2010

Changes in the 60 meter band are pending and will be made within the next year. Please visit www.arrl.org for the latest Amateur Radio band information.

New Ham Store



Website: www.NewHamStore.com

Over 430 Products and Growing!

Microphone Shock Mount



Soldering Station



Andy Crimp PowerPole Ratcheting Crimp Tool



Coax Connectors

Foot Switch for Keying Transceiver



Sheriff Lightning Arrestor & Mount



Coax Cable Stripper for RG8, RG213, LMR 400



Communications Speaker for Home or Mobile



Dipole Center Insulator with End Insulators

Heavy Duty Go Bag



Anderson PowerPoles



Jaws Antenna Mount with Coax Connector



Professional Crimping Tool for Coax Connectors

Join our Insider's Discount Club on the Website
www.NewHamStore.com

You've Earned Your First License Now Let ARRL Help You Get Active!

As a new ham you probably have all kinds of questions.

ARRL is here for you. When you become a member of ARRL, you have direct access to all the top experts in ham radio. Members enjoy *QST* magazine, free e-newsletters, problem-solving technical advice, and help for getting on-the-air and getting active! We can help you upgrade your license so you can enjoy new privileges, too.

When you join ARRL, you will ...

Connect with other hams

- Search ARRL's Hamfest and Convention Directory – www.arrl.org/hamfests.
- Search for ARRL-affiliated clubs near you – www.arrl.org/find-a-club.
- Create an online ARRL Member Profile (upload photos, articles and short videos) and connect with other ARRL members via a searchable online Member Directory.
- Participate in forums (coming soon!)

Keep informed with news that interests you

- Customize your home page to see local ham radio events, clubs and news.
- Receive e-newsletters on topics you select.

Have fun!

From awards chasing, to contesting, to DXing, ARRL offers a variety of fun and exciting on-the-air Amateur Radio activities – www.arrl.org/on-the-air.

Develop and improve your radio operating skills

- Purchase books, CDs and videos on the technical, operating and licensing facets of Amateur Radio – www.arrl.org/shop.
- Ask an ARRL expert in our Technical Information Service when you need assistance solving a ham radio technical hurdle – www.arrl.org/technical-information-service.
- Get *QST* delivered to your mail box. *QST* is THE source for news and information on any topic that's part of, or relates to, Amateur Radio – www.arrl.org/qst.
- Access the online *QST* magazine archive – www.arrl.org/arrl-periodicals-archive-search and Product Reviews – www.arrl.org/product-review.

Open a world of opportunity by volunteering

When you volunteer with ARRL, you help: educate the public about the Amateur Radio Service, welcome newcomers into ham radio, encourage self-training and skill advancement and bolster a nationwide emergency communications network – www.arrl.org/volunteer-opportunities.

Join ARRL Today
www.arrl.org/join

Not Sure if You're Ready to Join?

Create an online Guest Account

- Customize your home page to see local ham radio events, clubs and news
- Receive e-newsletters on topics you select
- Have *The ARRL Letter* delivered to your inbox



QST Delivered to Your Doorstep

Whether you're interested in contesting, DXing, or radios, accessories and antennas you can build at home, *QST* covers them all.

Member Programs and Discounts:

ARRL Ham Radio Equipment Insurance Plan

Insurance is available to protect you from loss or damage to your amateur station, antennas and mobile equipment by lightning, theft, accident, fire, flood, tornado, and other natural disasters.

Metlife® Auto, Home, Renters, Boaters, Fire Insurance and Banking Products

As part of a group discount program, you may be able to enjoy up to a 10% discount on various insurance programs depending on your state of residence.

The ARRL Platinum Visa® Card

Show your ham radio pride with the ARRL Visa credit card. Every purchase supports ARRL programs and services – at no cost to you!

Helpful Hints Quiz for New Hams, V.4

(or, things you should have learned in ham class but were not on the test!)

ADVERTISEMENT

1) What does a “triple band-stacking register” do?

- A Works three stations at once
- B Makes radios smaller
- C Saves up to three VFO settings
- D Pre-order your breakfast

2) “Barefoot” means operating without a...

- A Beam antenna
- B CW keyer
- C Power amplifier
- D Clean pair of socks

3) Which manufacturer offers D-STAR equipment in the USA?

- A Icom
- B Ten-Tec
- C Kenwood
- D Yaesu

4) D-PRS stands for...

- A Direct-Powered Repeater System
- B D-STAR-Personal Radio Service
- C Developers’ Personal Radio Service
- D D-STAR-Position Reporting System

5) Which filter would help you hear a CW signal better?

- A High-pass
- B Notch
- C HEPA
- D Band-pass

6) What does an automatic tuning unit (ATU) change?

- A Impedance
- B Power
- C Antenna length
- D Takeoff angle

7) What would you use a rotator for?

- A Tuning a radio
- B Pointing a beam antenna
- C Winding up loose cables
- D Correcting excessive SWR

8) Which type of propagation brings in far-away stations?

- A Ground wave
- B Line-of-sight
- C Multi-path
- D Skip

9) What does a “bureau” exchange with foreign hams?

- A Antenna design articles
- B Old magazines
- C QSL cards
- D Reports of illegal activity

10) What causes “picket fencing” on a mobile station’s VHF signal?

- A Multi-path propagation
- B Poor voltage regulation
- C Excessive stereo bass levels
- D Driving through a rural area

11) What measurement relates a radio wave’s frequency and wavelength?

- A Voltage
- B Velocity
- C Time
- D Resistance

12) What does “emcomm” mean?

- A Emergency communications
- B Mobile communications
- C Communications about Auntie Em
- D EM refers to a type of modulation

ANSWERS: 1)C; The band-stacking register stores three different VFO band-and-mode combinations for quick recall. 2)C; An amplifier is sometimes called “a pair of shoes”, so turning the amplifier off means “going barefoot”. 3)A; D-STAR is an open standard, but no other manufacturers yet offer D-STAR to North American hams. 4)D; D-PRS allows D-STAR radios to send GPS information to the Automatic Position Reporting System. 5)D; Band-pass filters reject higher and lower pitches so you can hear Morse tones more clearly. 6)A; The ATU changes the impedance of an antenna to match the impedance of a feed line. 7)B; A rotator turns a mast on which a beam antenna is mounted. 8)D; Signals that are reflected by - or “skip” off - the ionosphere are returned to Earth a long distance away. 9)C; QSL cards. 10)A; Multiple paths for a signal cause partial cancelling in a rapid fluttering pattern. 11)B; Radio signals always travel at the speed of light so they have a fixed relationship between their frequency and wavelength. 12)A; Emergency communications is a primary reason for Amateur Radio’s existence!

**Free ham radio band charts and more online:
www.icomamerica.com/downloads**



**CONGRATULATIONS,
YOU'VE GOT YOUR
LICENSE!**

**NOW
WHAT?**

HIT THE ROAD!

With a new license, your HF highway is endless. Icom expands your communications beyond the horizon with an unmatched selection of HF radios. Whether you're on the go or at your favorite QTH, Icom provides hours of HF opportunities.



IC-7000 COMPACT MULTI-BAND RIG

The 7000 carries on the torch of Icom's famous 706 series: lots of bands and lots of features, all in one little go-anywhere package. HF/6M/2M/70CM, 2 - 100 Watts of output power on HF (40W AM), digital IF filters, digital voice recorder. Whether you're new to HF or a seasoned pro, the 7000 is one fun rig.

IC-7200

RUGGEDIZED PERFORMANCE

The 7200 is the rig of choice for HF + 6M ham ops in rugged environments. MARS-ready right out of the box, 100 watts and a huge heat sink make for heavy duty operation in all kinds of challenging conditions. Yet the radio is small enough to go anywhere you go! You'll get big-guns performance from the 32 Bit IF-DSP + 24 Bit AD/DA converter, and advanced digital functions like twin passband tuning and selectable filter width & shape, give on-the-move operations a base station level of performance.



IC-718 ICOM'S MOST BASIC HF

Don't let "basic" fool you, the 718 offers 100% Icom performance and features you'd expect in a higher-priced rig. Get 100 watt output, one-touch band switching, RF gain control, a built-in CW keyer/VOX, built-in DSP, and more. The 718 is a perfect starter HF tool, and it makes a great second station radio.

IC-7600 THE DX'PEDITION FAVORITE

Compact and powerful, this HF + 6M transceiver shares many top-end specs found in higher-priced rigs. You'll get +30dBm 3rd order intercept point, 3 roofing filters, a built-in digital filter with selectable width/shape, specialized USB ports, transmit modulation & audio receive, and more. Perfect for the shack on a tropical beach, or the shack in your home.



Visit your authorized Icom dealer today.

*Frequency specs may vary. Refer to owner's manual for exact frequency specs.
©2010 Icom America Inc. The Icom logo is a registered trademark of Icom Inc. 30450





hamcity.com

Be prepared.



(800) 882-1343

www.hamcity.com



5563 Sepulveda Blvd., Suite D, Culver City, CA 90230

Authorized dealer for
YAESU
Choice of the World's top 100™